

CT12-180X 12V 180Ah(10hr)



The rechargeable batteries are lead-lead dioxide systems. The dilute sulfuric acid electrolyte is absorbed by separators and plates and thus immobilized. Should the battery be accidentally overcharged producing hydrogen and oxygen, special one-way valves allow the gases to escape thus avoiding excessive pressure build-up. Otherwise, the battery is completely sealed and is, therefore, maintenance-free, leak proof and usable in any position.

Battery Construction

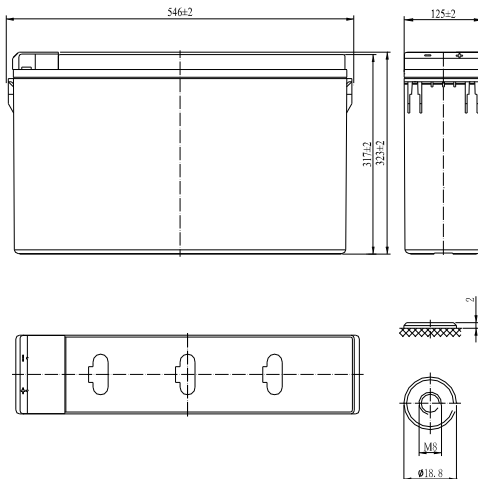
Component	Positive plate	Negative plate	Container	Cover	Safety valve	Terminal	Separator	Electrolyte
Raw material	Lead dioxide	Lead	ABS	ABS	Rubber	Copper	Fiberglass	Sulfuric acid

General Features

- ? Absorbent Glass Mat (AGM) technology for efficient gas recombination of up to 99% and freedom from electrolyte maintenance or water adding.
- ? Not restricted for air transport-complies with IATA/ICAO Special Provision A67.
- ? UL-recognized component.
- ? Can be mounted in any orientation.
- ? Computer designed lead, calcium tin alloy grid for high power density.
- ? Long service life, float or cyclic applications.
- ? Maintenance-free operation.
- ? Low self discharge.
- ? Case and cover available in both standard and flame retardant ABS.

Performance Characteristics

Battery model	CT12-180X			
Nominal voltage	12V			
Number of cell	6			
Capacity (20°C)	10hR(18A, 10.8V)	5hR(32.3A, 10.5V)	1hR(118A, 9.60V)	
	180Ah	161.5Ah	118Ah	
Dimensions Max.	Length	Width	Height	Total Height
	546±2 mm	125±2 mm	317±2 mm	323±2 mm
Approx. weight	58.5 Kg (129.1 lbs)			
Internal resistance	Full charged at 20°C: 3.8mOhms			
Self discharge	3% of capacity declined per month at 20°C (average)			
Operating temperature range	Discharge	Charge	Storage	
	-20~60°C	-10~60°C	-20~60°C	
Max. discharge current (20°C)	1000A (5s)			
Short circuit current	2700A			



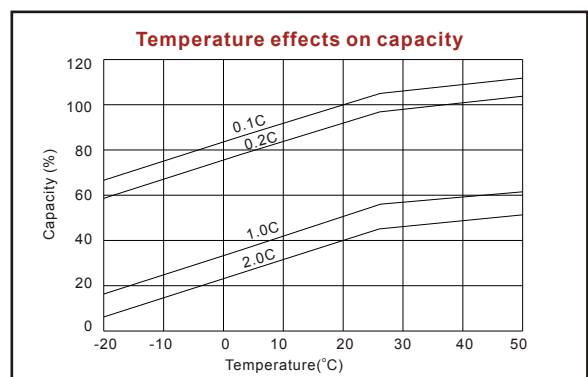
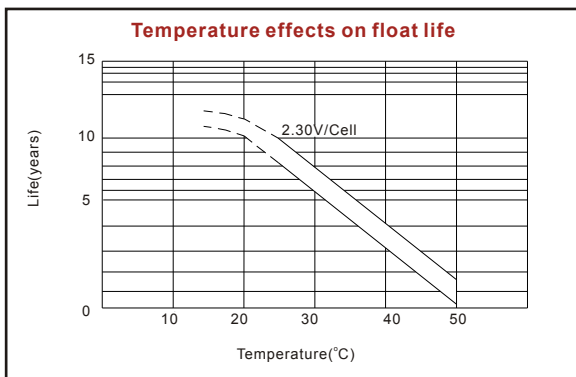
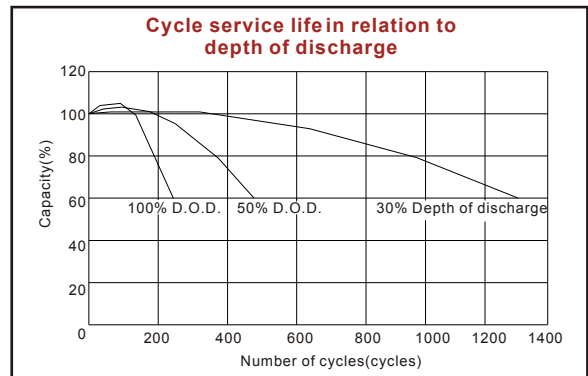
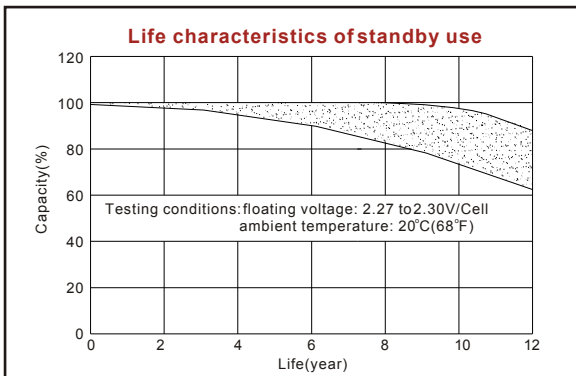
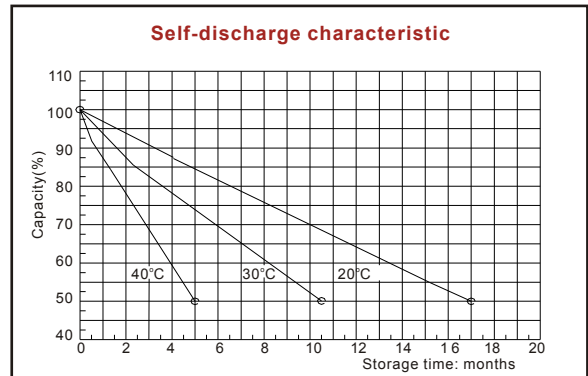
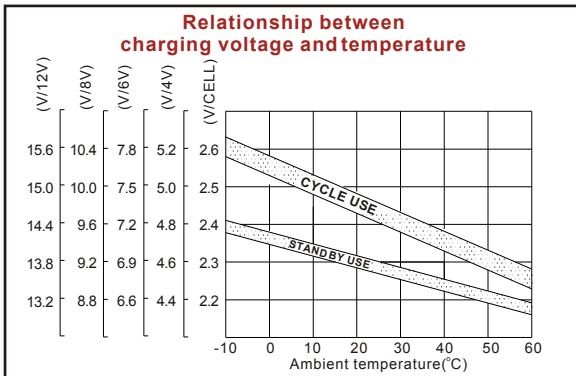
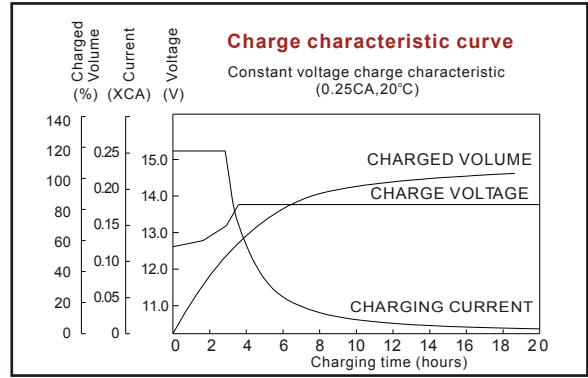
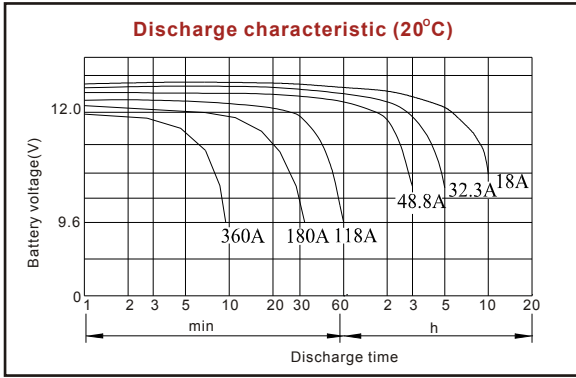
Discharge Constant Current (Amperes at 68°F20°C)

End Point Volts/Cell	15min	30min	45min	1h	3h	5h	10h
1.60V	300	197	145	118	51.0	33.0	18.4
1.65V	285	192	143	116	50.3	32.8	18.3
1.70V	269	187	140	114	49.5	32.6	18.2
1.75V	254	181	138	111	48.8	32.3	18.1
1.80V	238	176	135	109	48.0	32.1	18.0

Discharge Constant Power (Watts at 68°F20°C)

End Point Volts/Cell	15min	30min	45min	1h	2h	3h	5h
1.60V	525	360	274	225	134	98.0	64.1
1.65V	503	349	268	221	132	97.0	63.6
1.70V	480	339	262	217	130	96.0	63.1
1.75V	458	328	257	212	127	95.0	62.5
1.80V	435	318	251	208	125	94.0	62.0

(Note)The above characteristics data are average values obtained within three charge/discharge cycles not the minimum values.



ISO9001:2000

MH25860

G4M19906-9202-E-16

www.vision-batt.com

Shenzhen Center Power Tech. Co., Ltd.
 Center Power Industrial Park, Tongfu Industrial District Dapeng Town, 518120 Shenzhen, China
 Tel: (+86-755) 8431 8088 Fax: (+86-755) 8431 8038 E-mail: sales@vision-batt.com