

CT12-80X 12V 80Ah(10hr)

The rechargeable batteries are lead-lead dioxide systems. The dilute sulfuric acid electrolyte is absorbed by separators and plates and thus immobilized. Should the battery be accidentally overcharged producing hydrogen and oxygen, special one-way valves allow the gases to escape thus avoiding excessive pressure build-up. Otherwise, the battery is completely sealed and is, therefore, maintenance-free, leak proof and usable in any position.

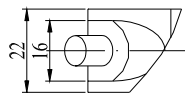
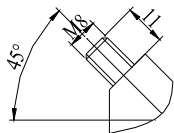
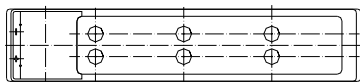
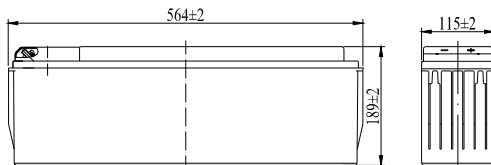


Battery Construction

Component	Positive plate	Negative plate	Container	Cover	Safety valve	Terminal	Separator	Electrolyte
Raw material	Lead dioxide	Lead	ABS	ABS	Rubber	Copper	Fiberglass	Sulfuric acid

General Features

- Absorbent Glass Mat (AGM) technology for efficient gas recombination of up to 99% and freedom from electrolyte maintenance or water adding.
- Not restricted for air transport-complies with IATA/ICAO Special Provision A67.
- UL-recognized component.
- Can be mounted in any orientation.
- Computer designed lead, calcium tin alloy grid for high power density.
- Long service life, float or cyclic applications.
- Maintenance-free operation.
- Low self discharge.
- Case and cover available in both standard and flame retardant ABS.



Performance Characteristics

Battery model	CT12-80X			
Nominal voltage	12V			
Number of cell	6			
Capacity (20°C)	10hR(8.0A, 10.8V)	5hR(14.5A, 10.5V)	1hR(56.3A, 9.60V)	
	80Ah	72.5Ah	56.3Ah	
Dimensions Max.	Length	Width	Height	Total Height
	564±2 mm	115±2 mm	189±2 mm	189±2 mm
Approx. weight	28.2Kg (62.2 lbs)			
Internal resistance	Full charged at 20°C: 7mOhms			
Self discharge	3% of capacity declined per month at 20°C (average)			
Operating temperature range	Discharge	Charge	Storage	
	-20~60°C	-10~60°C	-20~60°C	
Max. discharge current (20°C)	800A (5s)			
Short circuit current	1500A			

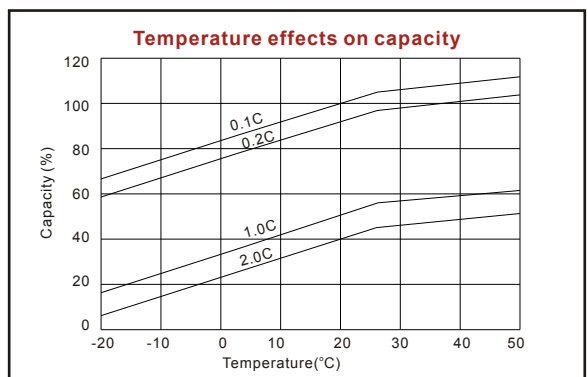
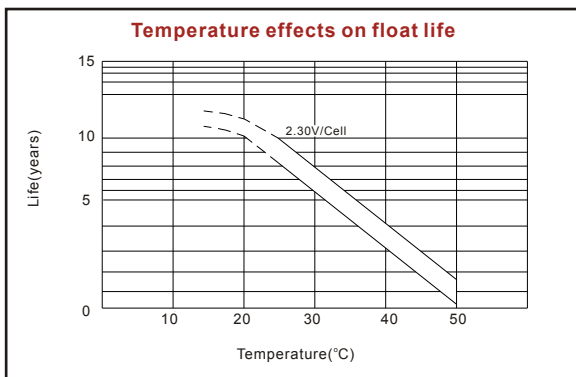
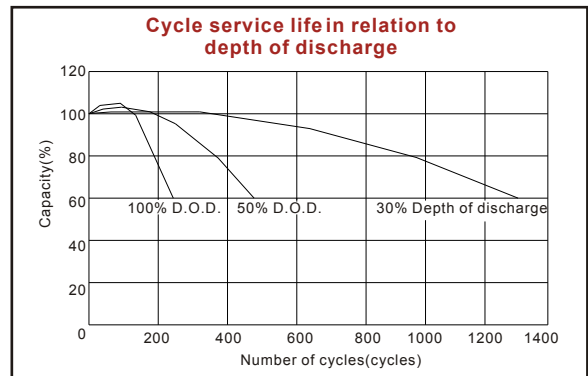
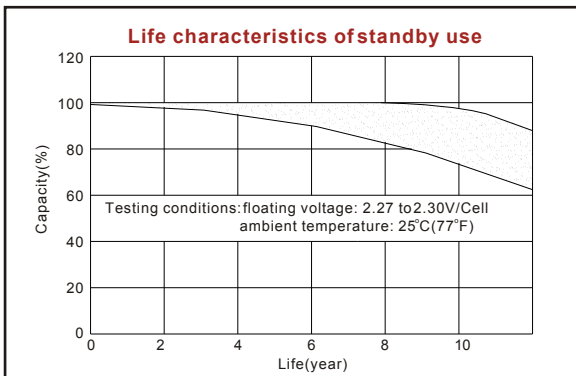
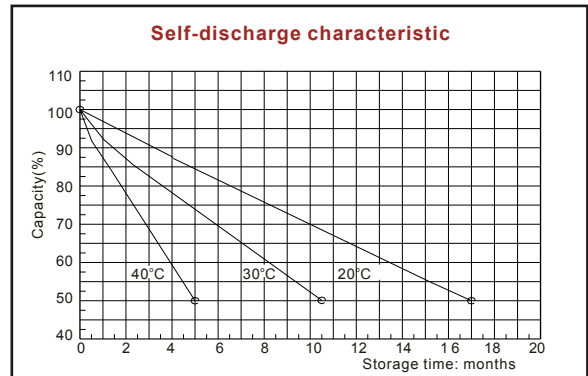
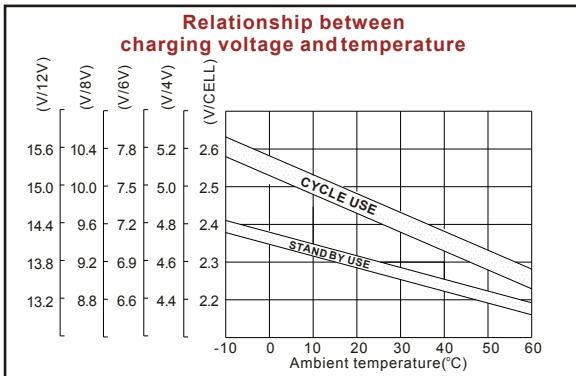
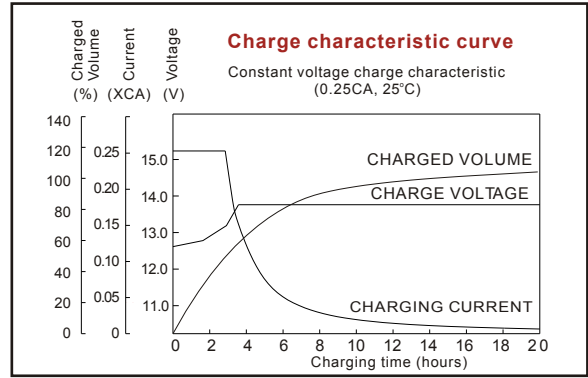
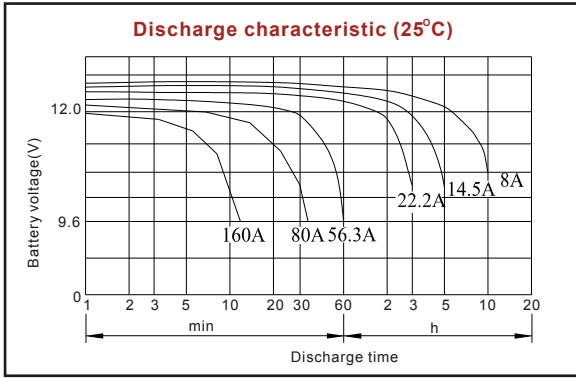
Discharge Constant Current (Amperes at 68°F20°C)

End Point Volts/Cell	10min	15min	30min	45min	1h	3h	5h	10h
1.60V	174	141	92.1	70.4	56.3	23.2	14.8	8.07
1.65V	161	133	88.7	68.3	55.2	22.9	14.7	8.05
1.70V	149	123	85.2	66.3	54.0	22.6	14.6	8.04
1.75V	136	115	81.6	64.2	52.9	22.2	14.5	8.02
1.80V	122	105	78.1	62.1	51.8	21.8	14.4	8.00

Discharge Constant Power (Watts at 68°F20°C)

End Point Volts/Cell	10min	15min	30min	45min	1h	2h	3h	5h
1.60V	304	255	178	137	110	62.2	45.6	29.6
1.65V	287	242	171	133	107	61.5	45.1	29.5
1.70V	269	230	164	128	104	60.7	44.6	29.2
1.75V	252	216	156	123	102	60.0	44.0	29.0
1.80V	235	203	150	119	98.8	59.3	43.3	28.7

(Note)The above characteristics data are average values obtained within three charge/discharge cycles not the minimum values.



ISO9001:2000

MH25860

G4M19906-9202-E-16

www.vision-batt.com

Shenzhen Center Power Tech. Co., Ltd.
 Center Power Industrial Park, Tongfu Industrial District Dapeng Town, 518120 Shenzhen, China
 Tel: (+86-755) 8431 8088 Fax: (+86-755) 8431 8038 E-mail: sales@vision-batt.com