

## 6FM120D-X 12V 120Ah(20hr)

The rechargeable batteries are lead-lead dioxide systems. The dilute sulfuric acid electrolyte is absorbed by separators and plates and thus immobilized. Should the battery be accidentally overcharged producing hydrogen and oxygen, special one-way valves allow the gases to escape thus avoiding excessive pressure build-up. Otherwise, the battery is completely sealed and is, therefore, maintenance-free, leak proof and usable in any position.



### Battery Construction

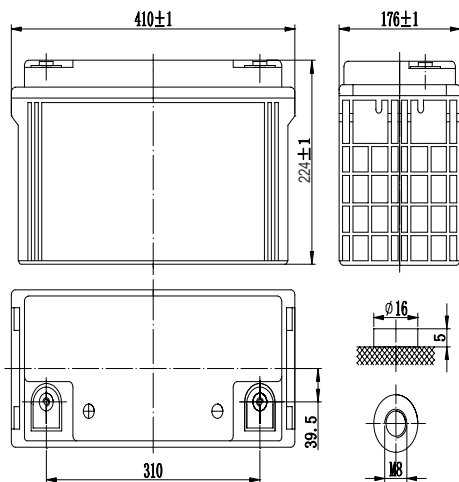
Component	Positive plate	Negative plate	Container	Cover	Safety valve	Terminal	Separator	Electrolyte
Raw material	Lead dioxide	Lead	ABS	ABS	Rubber	Copper	Fiberglass	Sulfuric acid

### General Features

- Absorbent Glass Mat (AGM) technology for efficient gas recombination of up to 99% and freedom from electrolyte maintenance or water adding.
- Not restricted for air transport-complies with IATA/ICAO Special Provision A67.
- UL-recognized component.
- Can be mounted in any orientation.
- Computer designed lead, calcium tin alloy grid for high power density.
- Long service life, float or cyclic applications.
- Maintenance-free operation.
- Low self discharge.

### Dimensions and Weight

Length(mm / inch)	410 / 16.14
Width(mm / inch)	176 / 6.93
Height(mm / inch)	224 / 8.82
Total Height(mm / inch)	224 / 8.82
Approx. Weight(Kg / lbs)	38.0 / 83.8



### Performance Characteristics

Nominal Voltage	12V
Number of cell	6
Design Life	10 years
Nominal Capacity 77°F(25°C)	
20 hour rate (60.0A, 10.8V)	120Ah
10 hour rate (11.3A, 10.8V)	113Ah
5 hour rate (19.9A, 10.5V)	99.5Ah
1 hour rate (70.5A, 9.6V)	70.5Ah
Internal Resistance	
Fully Charged battery 77°F(25°C)	≤ 5.3mOhms
Self-Discharge	
3% of capacity declined per month at 20°C(average)	
Operating Temperature Range	
Discharge	-20~60°C
Charge	-10~60°C
Storage	-20~60°C
Max. Discharge Current 77°F(25°C)	950A(5s)
Short Circuit Current	2250A
Charge Methods: Constant Voltage Charge 77°F(25°C)	
Cycle use	2.40-2.45VPC
Maximum charging current	36A
Temperature compensation	-30mV/°C
Standby use	2.23-2.27VPC
Temperature compensation	-20mV/°C

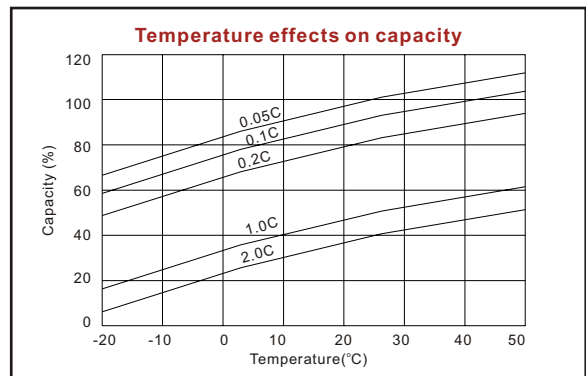
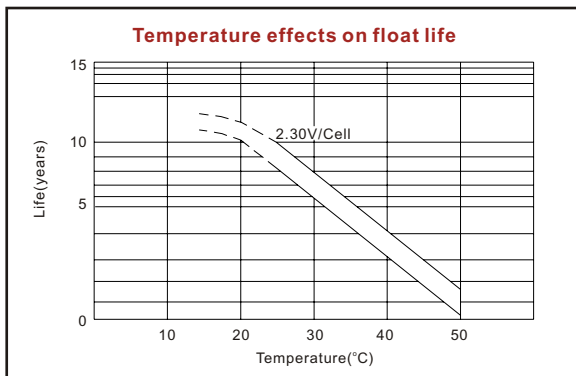
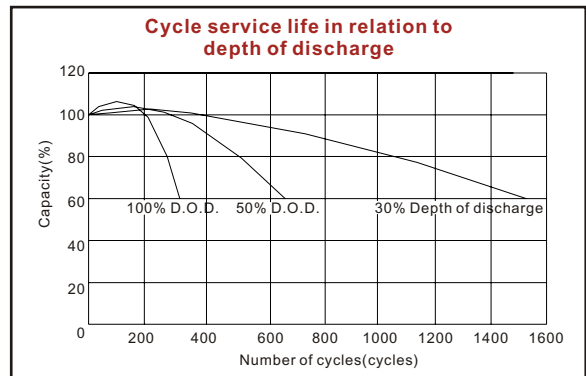
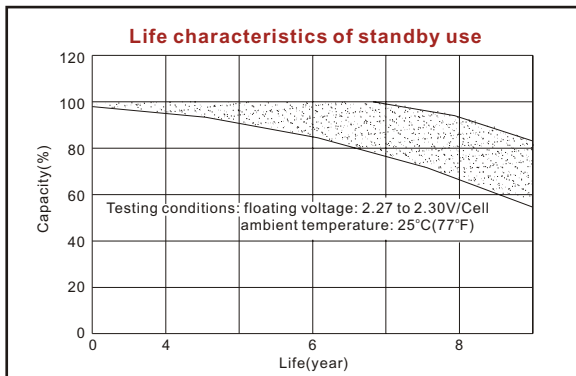
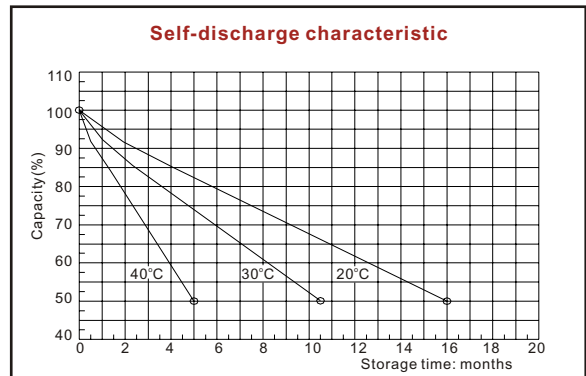
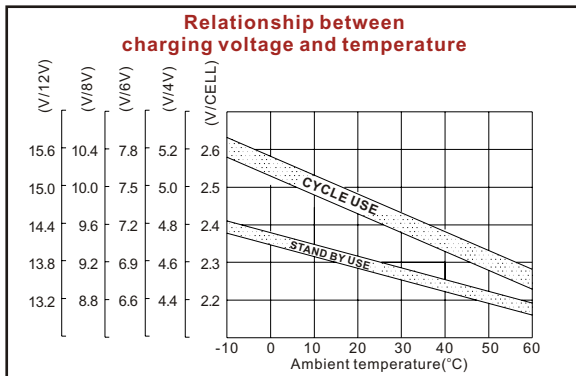
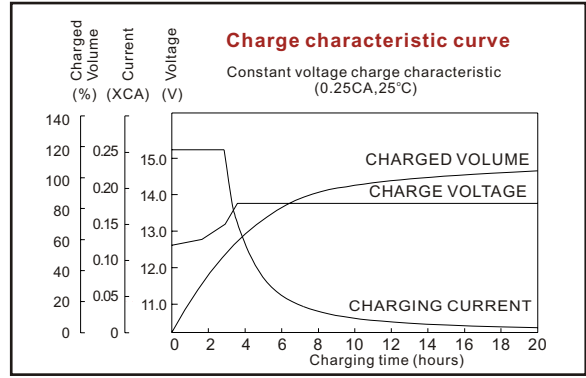
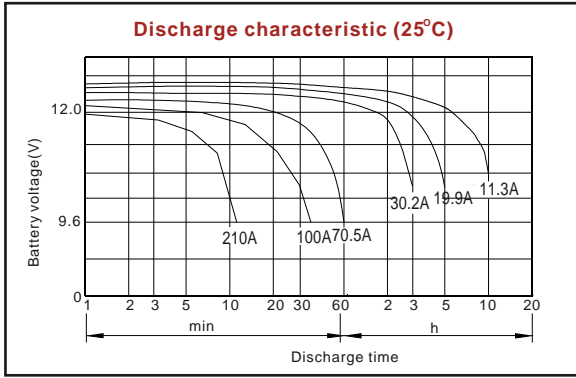
### Discharge Constant Current (Amperes at 77°F25°C)

End Point Volts/Cell	5min	10min	15min	30min	45min	1h	3h	5h	10h	20h
1.60V	327	240	190	117	86.0	70.5	31.7	20.9	11.7	6.20
1.65V	313	236	189	113	84.4	70.0	31.2	20.9	11.6	6.15
1.70V	289	214	182	109	82.2	68.7	30.7	20.6	11.5	6.10
1.75V	264	202	174	105	79.4	66.5	30.2	19.9	11.4	6.05
1.80V	241	189	162	103	77.4	64.4	27.8	19.2	11.3	6.00

### Discharge Constant Power (Watts at 77°F25°C)

End Point Volts/Cell	5min	10min	15min	30min	45min	1h	2h	3h	5h
1.60V	574	432	359	221	169	139	78.6	58.6	39.3
1.65V	540	410	348	215	168	135	75.8	56.0	38.7
1.70V	505	388	336	208	154	129	73.1	54.5	38.1
1.75V	470	368	324	201	151	126	71.7	53.6	37.2
1.80V	444	344	301	194	147	122	69.9	52.5	36.8

(Note)The above characteristics data are average values obtained within three charge/discharge cycles not the minimum values.



ISO9001:2008

MH25860

G4M19906-9202-E-16

[www.vision-batt.com](http://www.vision-batt.com)

**Shenzhen Center Power Tech. Co., Ltd.**  
 Center Power Industrial Park, Tongfu Industrial District Dapeng Town, 518120 Shenzhen, China  
 Tel: (+86-755) 8431 8088 Fax: (+86-755) 84318038 E-mail: sales@vision-batt.com